THE NEW neutrals

Photography by Chris Little/Chris Little Photography

BREAKING THE RULES FOR COLOR PLACEMENT LETS THE BACKGROUND PERFORMERS STEP INTO LEADING ROLES.

Interior designer Janie Hirsch likes to color outside the lines. Rather than follow the long-held rules of using shades of white as background colors, she takes the color wheel for a spin to come up with fresh and interesting color combinations that complement her room designs. She shares her design process below.

Describe the style of the Manget master bedroom and characteristics of the design.

Hirsch: This home is a townhouse that we wanted to do in a Swedish color palette with a few touches of Swedish design. That is where the blue, gray, cream and gold tones came from. The blue-gray became the background neutral, with the other colors encompassing the rest of the feel for the style I wanted to create. In many of my designs, I try to use color as a neutral, rather than a traditional neutral color.

What are the benefits of going beyond basic white for backgrounds?

Hirsch: When you select a light to medium color that becomes your paint color throughout a home, it becomes your neutral backdrop to everything else in the home. You can then let fabrics and artwork become the accents, whether they are a contrast or complement to your background.

What are some other notable design choices you made for the room?

Hirsch: In this master bedroom, we designed paneling around the room with the upholstered headboard in a heavy ornate frame.

How do you decide on which fabrics to incorporate in your design?

Hirsch: The best designs come from fabrics that incorporate a mix of textures and solids with small patterns, large patterns, stripes and so on that pull the same combination of colors together.

Both of these attribute to my style of design in that I love color, pattern and texture that I then impart into furnishings, antiques, original artwork and accessories that make a home feel as though it is classic and timeless, and looks as if it is inherited and will age gracefully.

To contact Janie K. Hirsch, ASID, of J. Hirsch Interior Design, email her at janieh@jhirschinteriors.com or visit her website at jhirschinteriors.com.

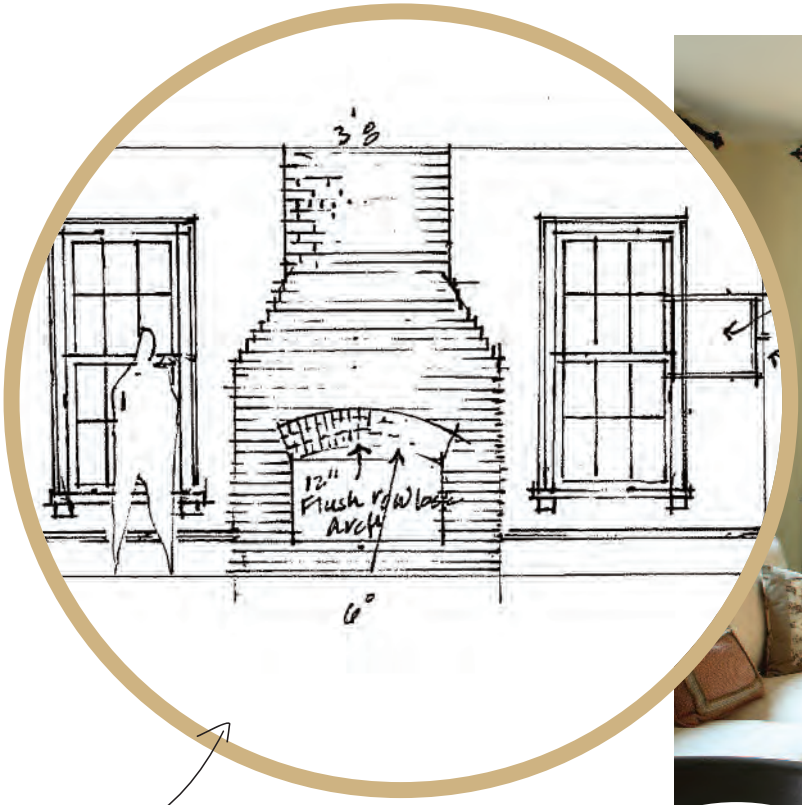

Shown here is the drawing tha the architect drew upon my

Drapery fabric in livi?n room.

Sofa?pi?l low fabric.



Pillow fabri for

Kitchen

paint for

layout and fabrics that were incor?

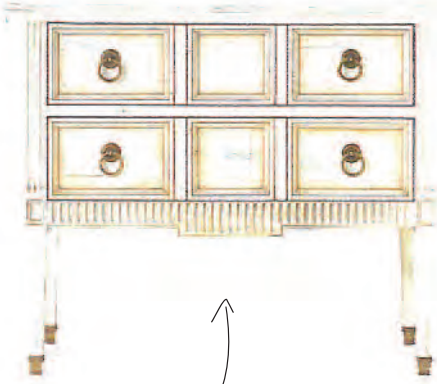

Matching night? stands and chan? deliers flank the bed.

Custom? painted wood finish